

REV.	DESCRIPTION	DATE
A	RELEASE	May.22, 2017
B	P/N MODIFY	Jul.31, 2017
C	N17'11012	Dec.07, 2017
D	ADD DIMENSION	Jan.08, 2018

MATERIALS

- HOUSING : HI-TEMP. PLASTIC (UL 94V-0), BLACK.
- TERMINAL : COPPER ALLOY (t=0.15mm), GOLD PLATED ON CONTACT AREA, TIN PLATED ON SOLDER TAIL, UNDER NICKEL PLATED OVER ALL.
- INNER SHELL : STAINLESS STEEL.
- OUT SHELL : STAINLESS STEEL (t=0.20mm), NICKEL PLATING.

SPECIFICATION

- CURRENT RATING :
5A MAX. for VBUS (A4,A9,B4,B9)
1.25A MAX. for Vconn PIN(B5 of Plug)
WITH RETURN PATH THROUGH THE CORRESPONDING GND PIN(A1,A12,B1,B12).
0.25A MAX. for ALL OTHER PIN
- RATING VOLTAGE : 30V DC/AC
- DIELECTRIC WITHSTANDING VOLTAGE : 100V AC R.M.S. FOR ONE MINUTE.
- INSULATION RESISTANCE : 100M OHMS MIN.
- CONTACT RESISTANCE : 40m OHMS MAX.
- INSERTION FORCE : 5~20N
- EXTRACTION FORCE : 8~20N
- DURABILITY : 10,000 CYCLE.
- OPERATING TEMPERATURE : -40°C TO +85°C.
- WATERPROOF LEVEL : IP-67

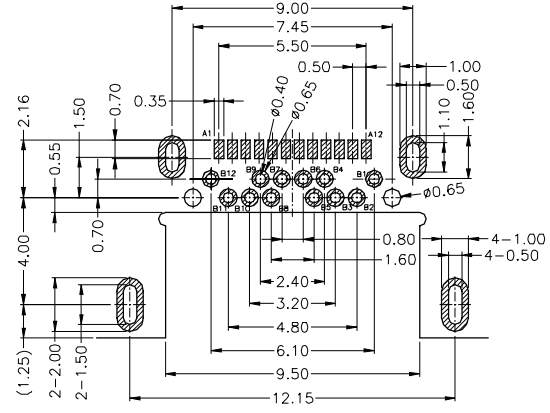
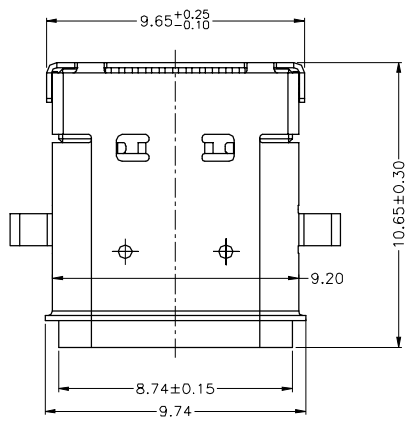
PART NUMBER INFORMATION :

237FC24-XN2XXT-H

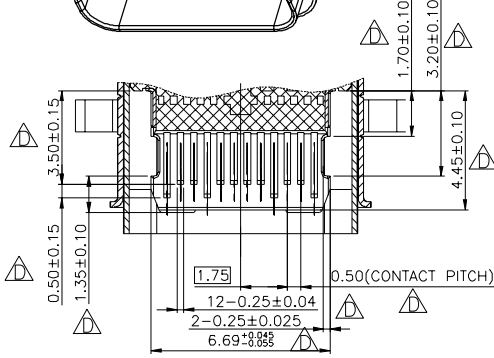
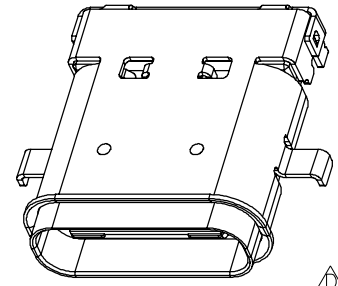
SERIES CODE ————
SMT ————
FEMALE ————
USB C TYPE ————

HALOGEN FREE
07:WITH WATERPROOF
12:WITHOUT WATERPROOF

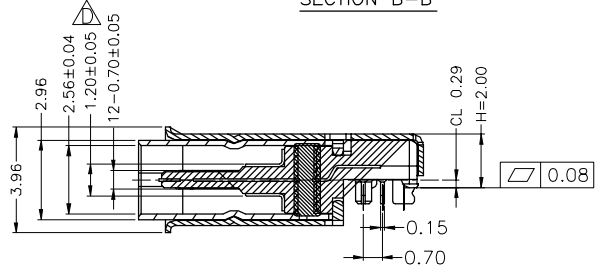
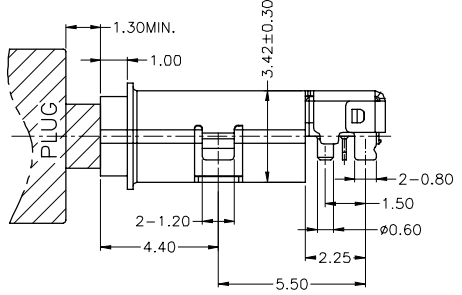
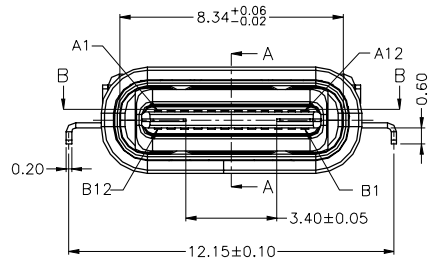
CONTACT PLATING OPTION:
0 : GOLD FLASH
3 : 15u" GOLD
6 : 30u" GOLD



RECOMMENDED PADS LAYOUT
TOP VIEW

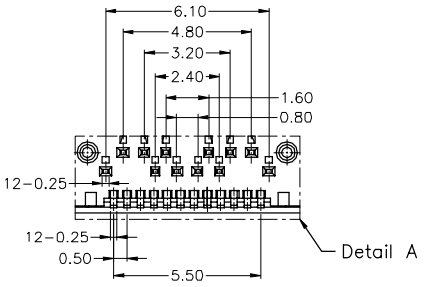
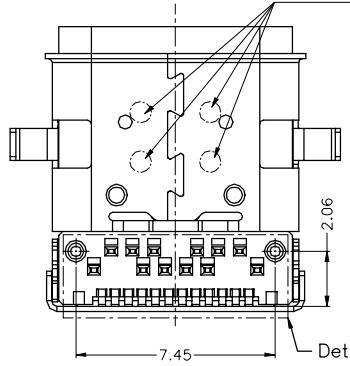


SECTION B-B



SECTION A-A

ADD 4 POINTS
LASER WELDING



Pin	Signal Name	Mating Sequence	Pin	Signal Name	Mating Sequence
A1	GND	First	B12	GND	First
A2	SSTXp1	Second	B11	SSRXp1	Second
A3	SSTXn1	Second	B10	SSRXn1	Second
A4	Vbus	First	B9	Vbus	First
A5	CC1	Second	B8	SBU2	Second
A6	Dp1	Second	B7	Dn2	Second
A7	Dn1	Second	B6	Dp2	Second
A8	SBU1	Second	B5	CC2	Second
A9	Vbus	First	B4	Vbus	First
A10	SSRXn2	Second	B3	SSTXn2	Second
A11	SSRXp2	Second	B2	SSTXp2	Second
A12	GND	First	B1	GND	First
SHELL	GND		SHELL	GND	

TOLERANCE	
.0=±0.30	
.00=±0.20	
.000=±	
.0000=±	
ANG.=±3'	
UNITS : mm	
SCALE NONE	SIZE A4

DRAWER <i>CHEN</i>
CHECK <i>JOYNY</i>
APP'D <i>JOYNY</i>
PRODUCT SPEC.
SHEET 1 OF 3
REV. D

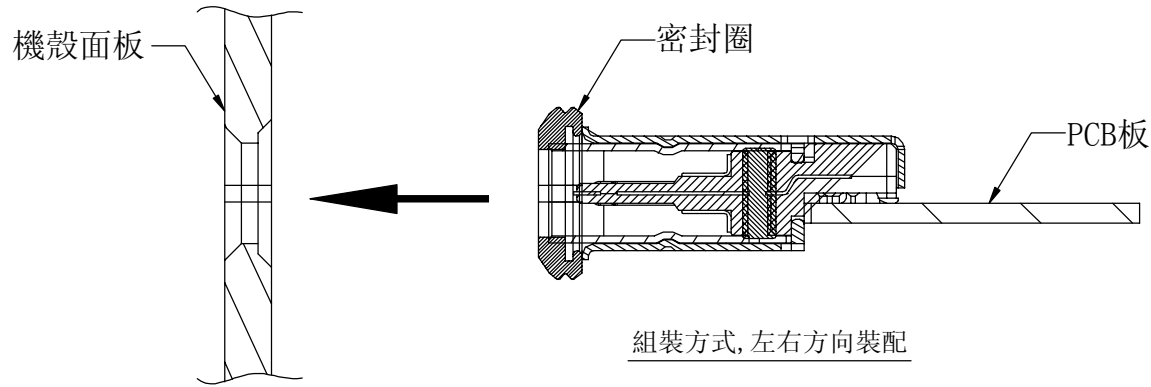
Astron
WWW.ASTRON.COM.TW

NAME
USB 3.1 C TYPE FEMALE
24P SMT+DIP TYPE, WATERPROOF
MID MOUNT TYPE

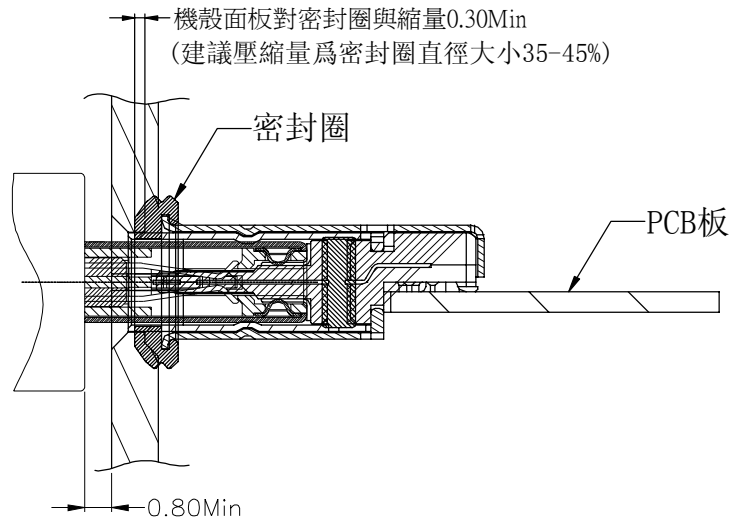
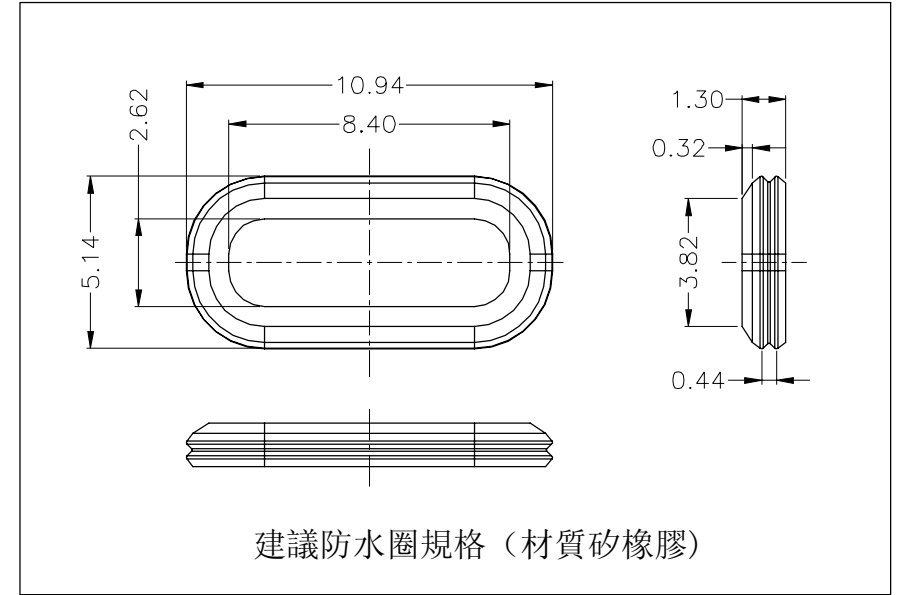
DRAW NO.
237FC24-XN207T-H

08031

REV.	DESCRIPTION	DATE
A	RELEASE	May.22, 2017
B	P/N MODIFY	Jul.31, 2017
C	N17'11012	Dec.07, 2017
D	ADD DIMENSION	Jan.08, 2018



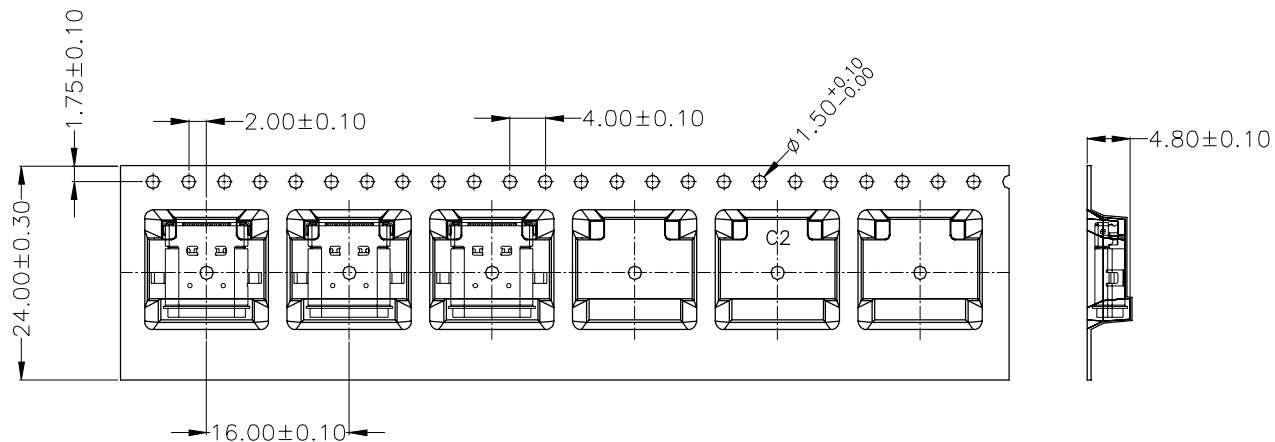
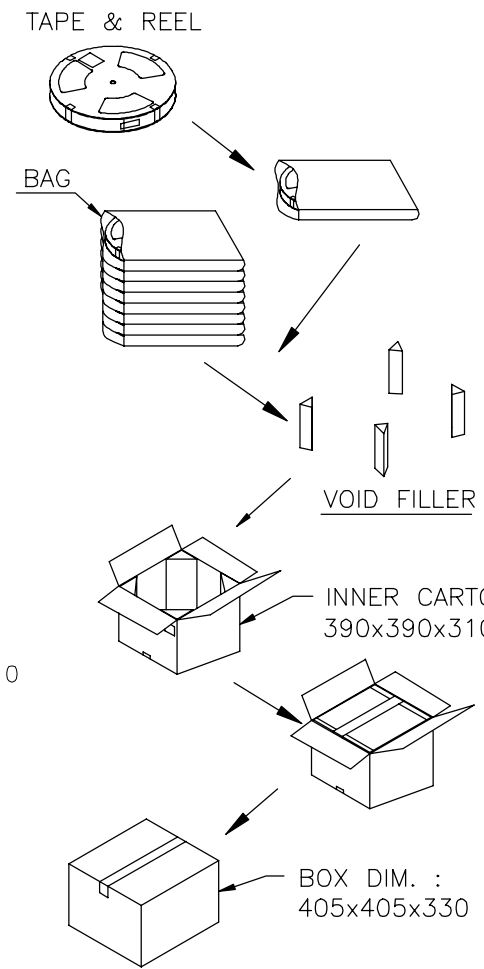
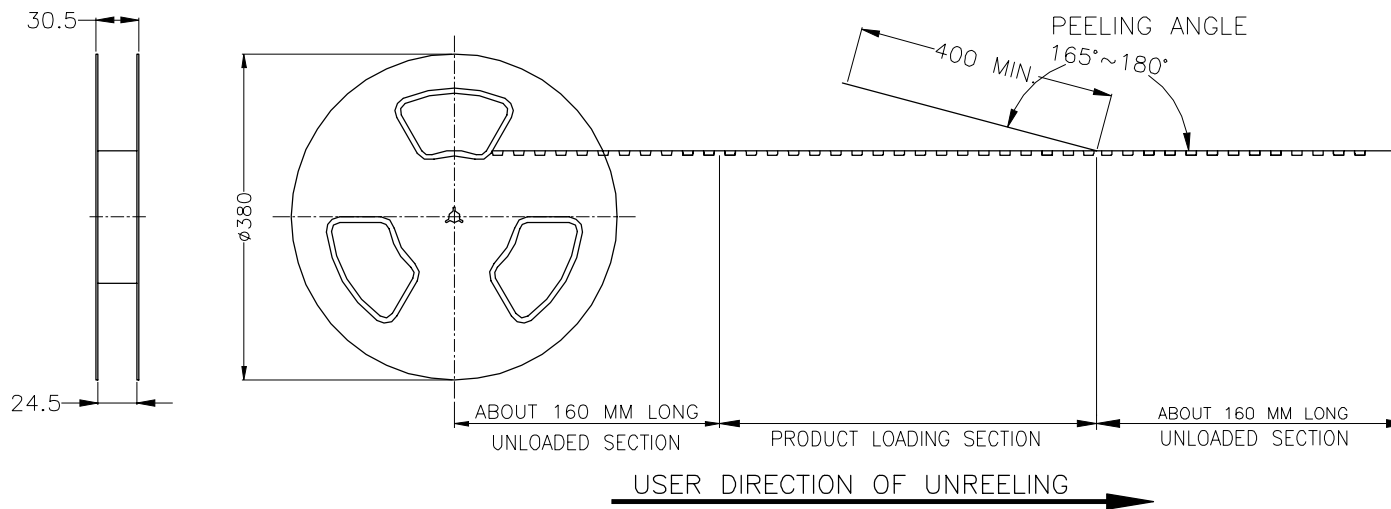
組裝方式, 左右方向裝配



組裝面板後公母頭對插示意圖

TOLERANCE .0=±0.30 .00=±0.20 .000=± .0000=±. ANG.=±3°		DRAWER <i>CHEN</i>	 WWW.ASTRON.COM.TW
 UNITS : mm		CHECK <i>JYONY</i>	
SCALE NONE		APP'D <i>JYONY</i>	DRAW NO. 237FC24-XN2XXT-H
SIZE A4	SHEET 2 OF 3	REV. D	08031

REV.	DESCRIPTION	DATE
A	RELEASE	May.22, 2017
B	P/N MODIFY	Jul.31, 2017
C	N17'11012	Dec.07, 2017
D	ADD DIMENSION	Jan.08, 2018



QUANTITY :
 1. REEL : 1,000 PCS
 2. CARTON : 10,000 PCS/10REELS

TOLERANCE .0=±0.15 .00=±0.10 .000=± .0000=±. ANG.=±3°		DRAWER <i>EH&N</i>		Astron WWW.ASTRON.COM.TW	
CHECK <i>JYONY</i>		APP'D <i>JYONY</i>			
PRODUCT SPEC.		NAME USB 3.1 C TYPE FEMALE 24P SMT+DIP TYPE, WATERPROOF MID MOUNT TYPE		DRAW NO. 237FC24-XN2XXT-H	
SCALE NONE	SIZE A4	SHEET 3 OF 3	REV. D	08031	